

Team Leicestershire App School Staff Guides



LET'S GET MOVING



Powered by



Team Leicestershire App Team Entry Process



Powered by





Login or Create an Account

Email

Enter your email address

Password

(must contain 7 letters and a symbol)

[Forgotten password?](#)

Sign in


Welcome to Playwaze!

Playwaze is a digital sports platform for managing and participating in sport and physical activity online or on the Playwaze app.





Search for "**Playwaze**" home page and create / log into your account

NB: You can also download the mobile version of the app which will make it easier when entering results / viewing tables etc...

 **League result**
Team D

Great news! Well done on the win in Rutland Y7 Boys TL Football.

 - 

Team D Team A

[View competition](#)

 **League result**
Team D

 - 

Team A Team D

Search Community

-  Virtual Together
North Charnwood
-  Virtual Together
North West Leicestershire
-  Virtual Together
Rutland
-  Virtual Together
South Charnwood
-  Virtual Together
South Leicestershire
-  Virtual Together
Team Leicestershire

Show Less

Search for, find and join **Virtual Together** organisation and **Team Leicestershire** community
(as well as any other relevant communities you wish to join)

Click into TL community



Virtual Together Team Leicestershire 694 members

- Home Payments Fixtures Schools Events News Groups Reporting Venues About

Challenges

Show Filters Find Challenges

Grid of challenge cards including 'Back2School Active Travel', 'MOVember Challenge 2020', 'TL Bball Hand Swap', 'TL Boccia Chall.', and 'TL Inclusive Hockey Challenge'.

Round Robin

Show Filters Find Round Robin

Grid of Round Robin event cards for Netball and Football, with 'NWL/H&B Year 7 Boys Football' circled in green.

Ranking Table Points

Show Filters Find Ranking Table Points


Home page on web platform

Scroll down through community page
Click on the relevant league name




Virtual Together Home

Team Leicestershire

 Home Members Fixtures Schools Round Robin Knockout Challenges

More >

 Share

Test League



Tuesday, 31 August 2021

Signup Deadline: 27th August 2021 at 11:59 PM

Cost: Free

0 Schools

[Enter Schools](#)

League Sign Up page

Click [Enter Schools](#)



1 ENTER

2 CONFIRM

3 PAY

Enter Team(s) **1**

+ Add Existing Team

+ Enter a new team --Team Category--

Enter Team(s) **2**

+ Add Existing Team

+ Enter a new team Ab Kettleby School

| Schools name | Team Category | Team Manager |
|--------------|--------------------|--------------|
| | Ab Kettleby School | roxy drake |



1 ENTER

2 CONFIRM

3 PAY

Enter Team(s) **3**

+ Add Existing Team

+ Enter a new team Ab Kettleby School

| Number of BAME participants* | Number of Boys* | Number of Girls* | Number of participants on Free School Meals* | Number of |
|------------------------------|-----------------|------------------|--|-----------|
| | | | | |

Enter

1. Select your school name from the drop down menu labelled **“Team Category”**
2. Click **“Enter a new team”** and enter the relevant Team Name in the **“Schools name”** field. (Eg: Y7 Boys Football)
3. Complete the rest of the required M&E fields → **Continue**

Repeat steps 2 & 3 for any additional teams you are entering into this competition before clicking **“Continue”*

*NB: If you are entering a team that you have previously set up and used into a new competition, they should be listed under **“Add Existing Team”***



ENTER



CONFIRM

Confirm your Teams



Ab Kettleby Y6 Boys Basketball

Previous

CONFIRM

Confirm

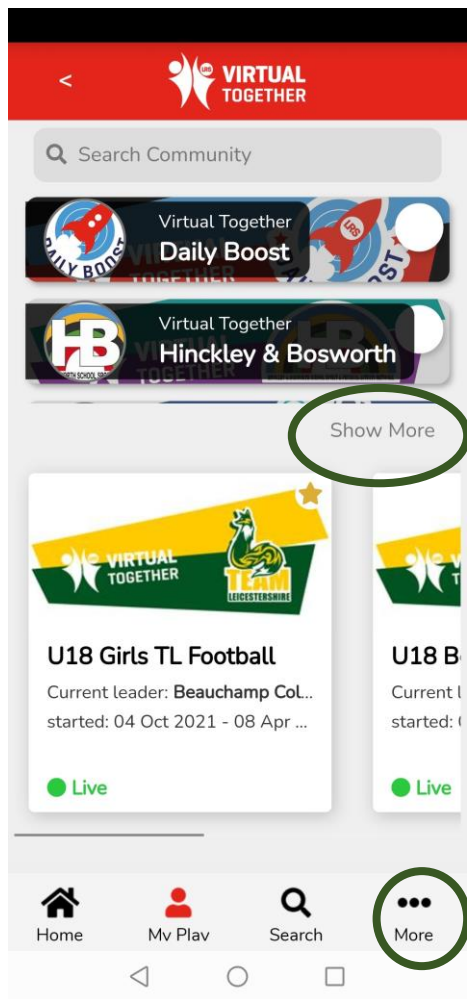
Check the teams you have entered for the competition are all listed, then click **CONFIRM**

TL App - Mobile device: Team Entry Process

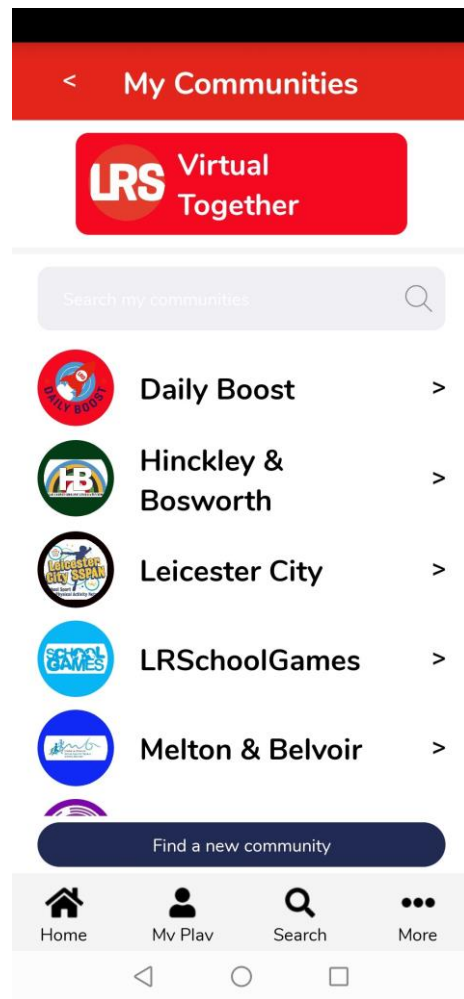


Powered by






1. Log into app & click “More” & then “My Communities” or “Show More” as circled

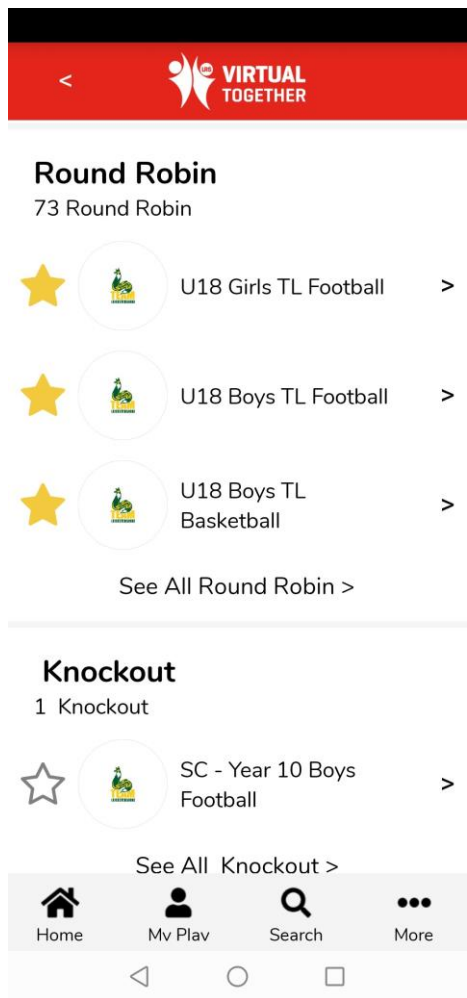


2. Select “Team Leicestershire”

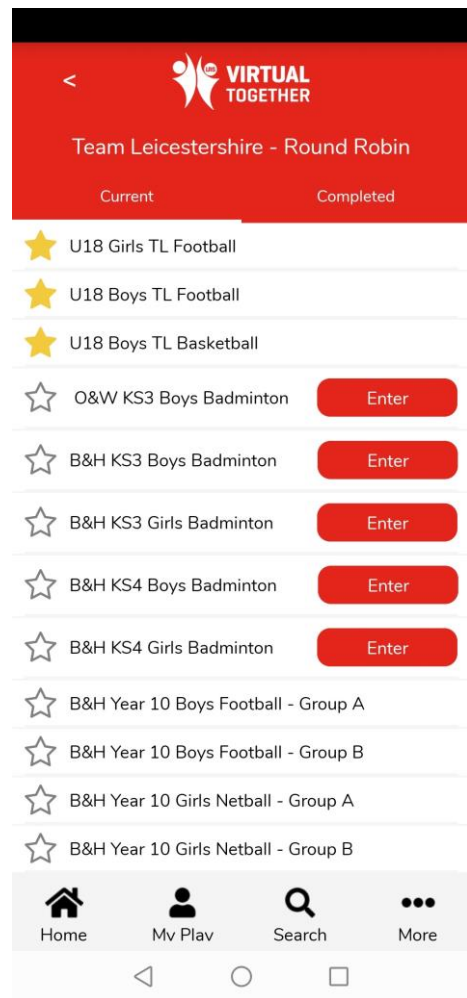


3. Scroll down to relevant competition list.
Eg: “Round Robin”

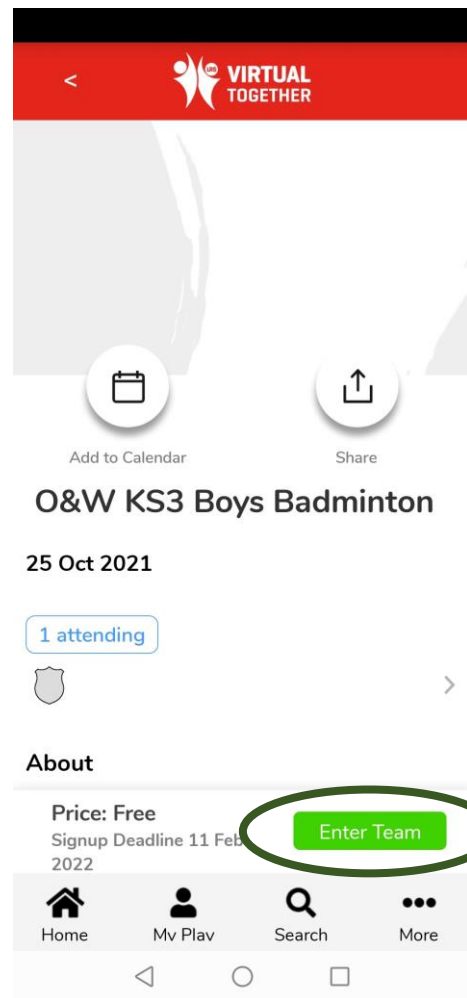
NB: You can add your favourite leagues to your home page to reduce searching time by clicking the STAR at the top right hand corner of the competition image



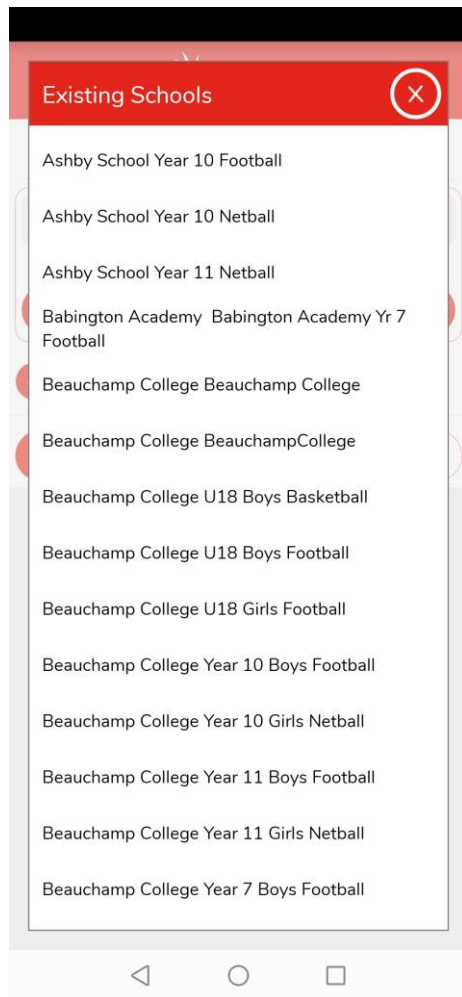
4. Scroll down & select "See All Round Robin"



5. Select **Enter** next to the relevant competition you wish to enter a team into

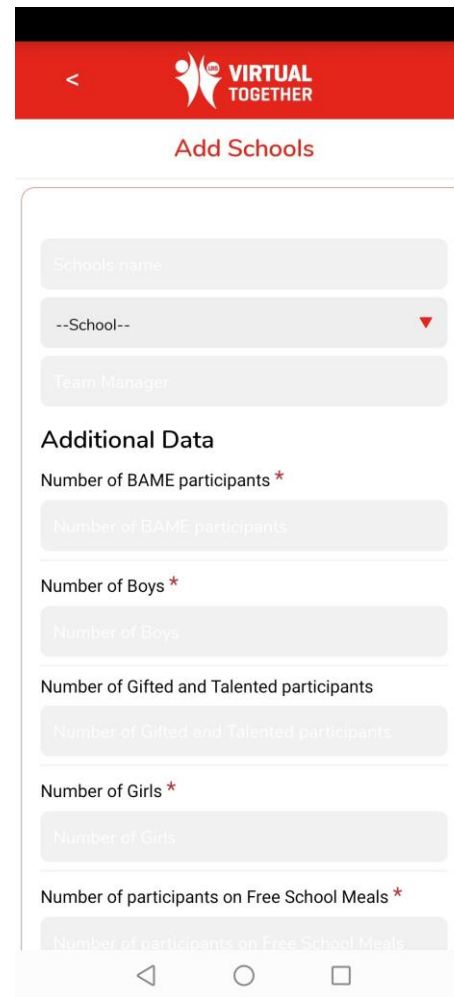


6. Click **Enter Team**



7a: You can either select the team from the “Existing Schools” list if it is one you have previously entered into a competition

OR...



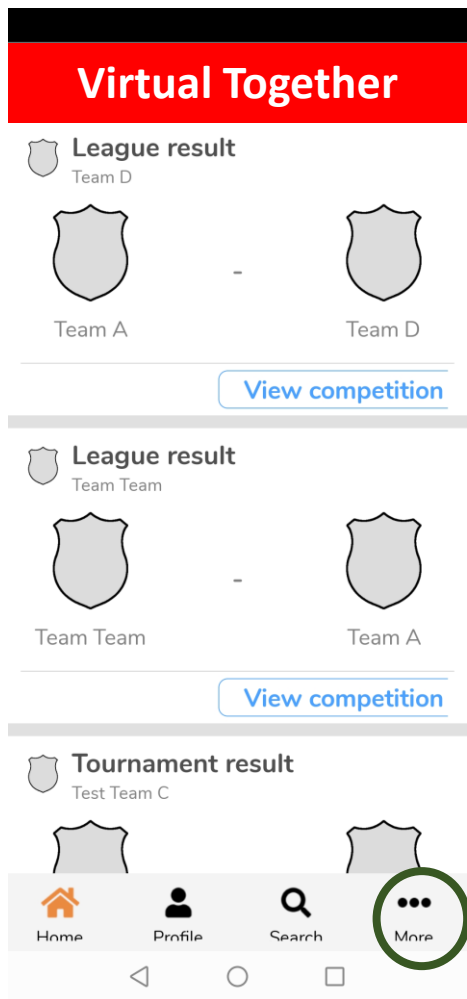
7b: Or click **Create A New School**, enter your team details & M&E data, then click **Sign Up**

TL App - Mobile device: LEAGUE TABLE Result Input

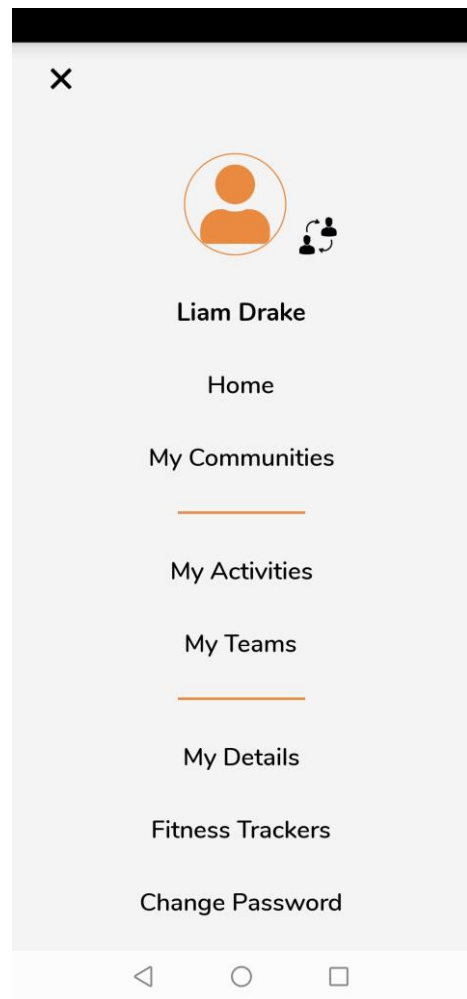


Powered by

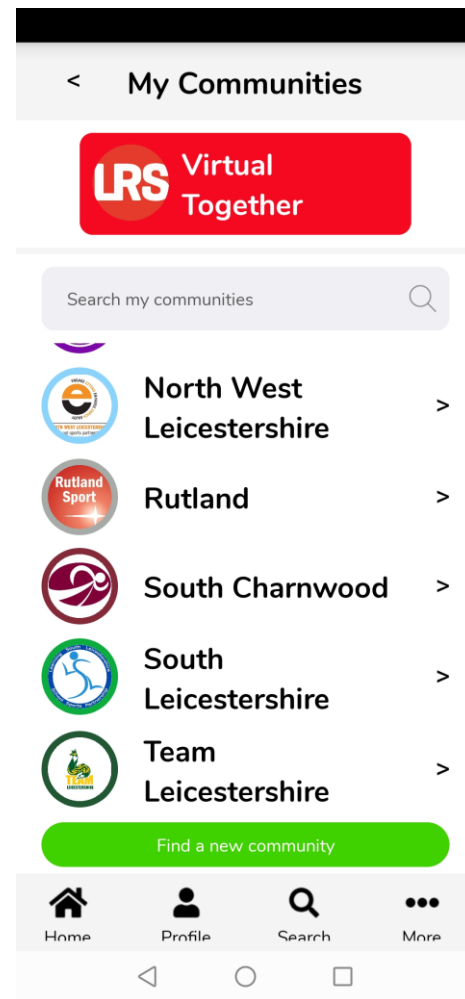





1. Log into app & click
“More”



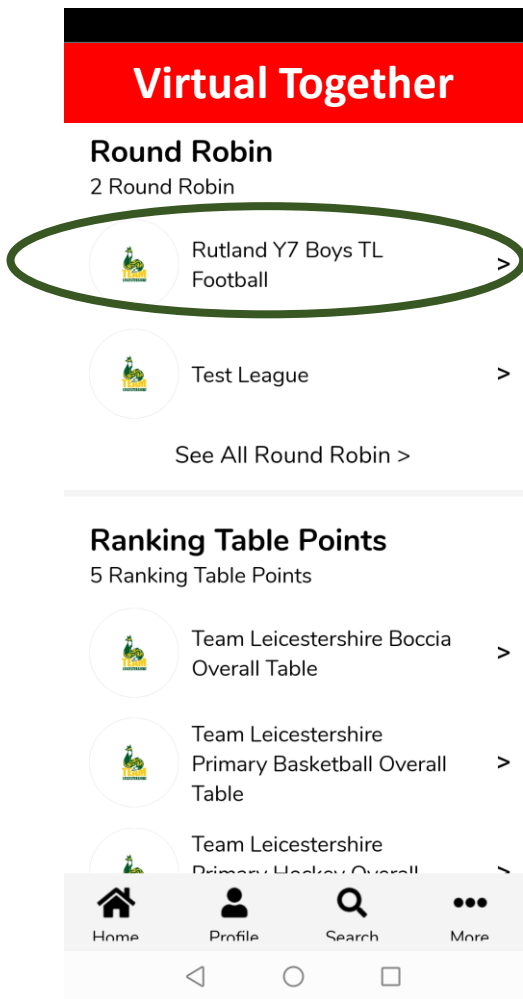
2. Select
“My Communities”



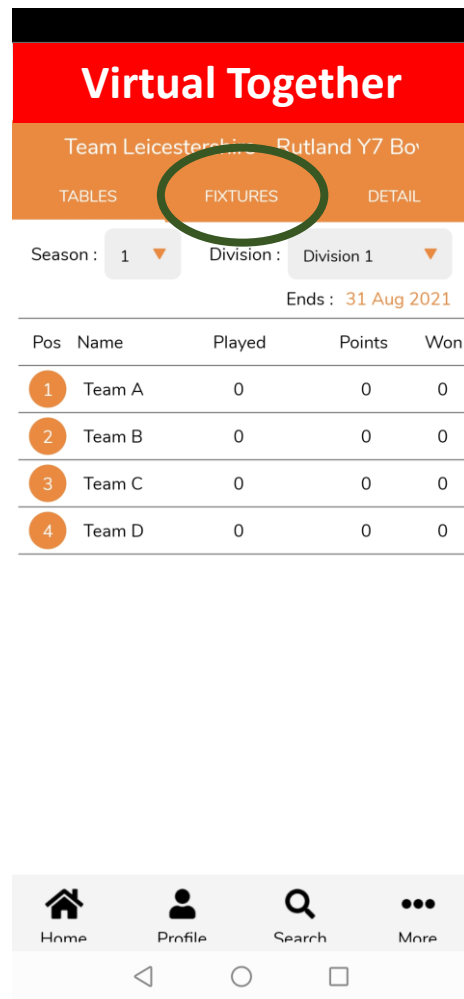
3. Scroll down & select
“Team Leicestershire”



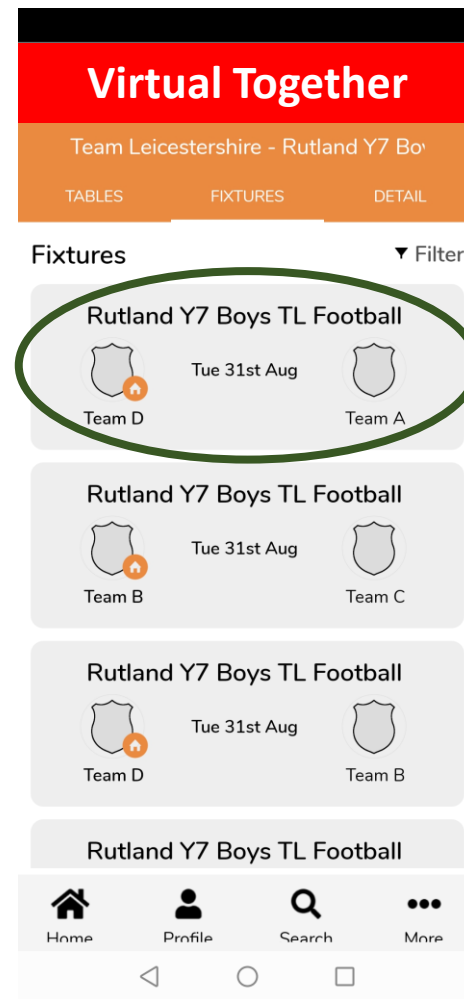
NB: Alternatively, click “View competition” on screen 1 and this will take you direct to the table page (Screen 5)



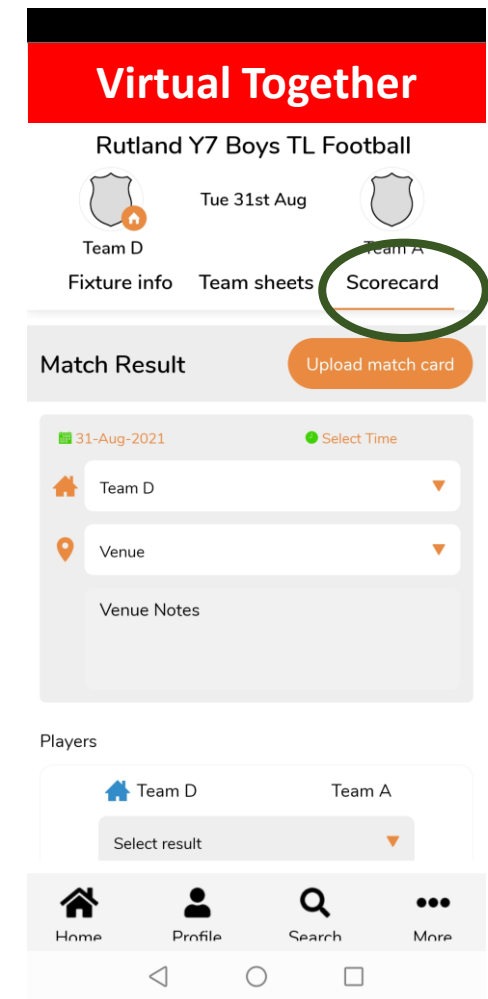
4. Scroll down & select the relevant league from the “**Round Robin**” list



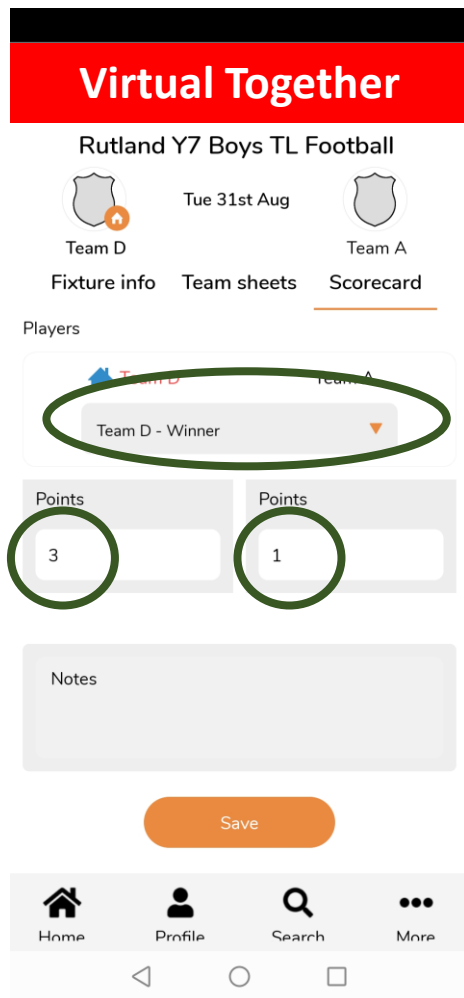
5. On the table page, select “**Fixtures**” (NB: Leagues may have multiple divisions on the drop down list)



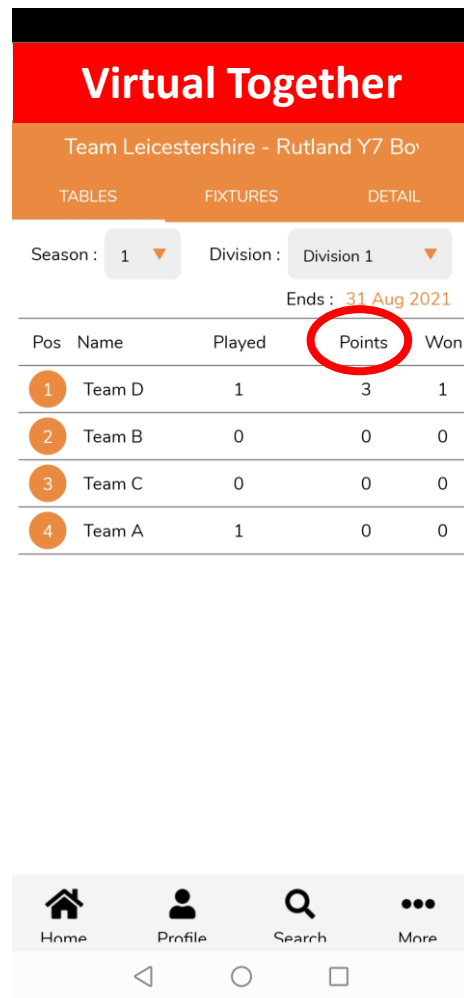
6. Click on the relevant fixture



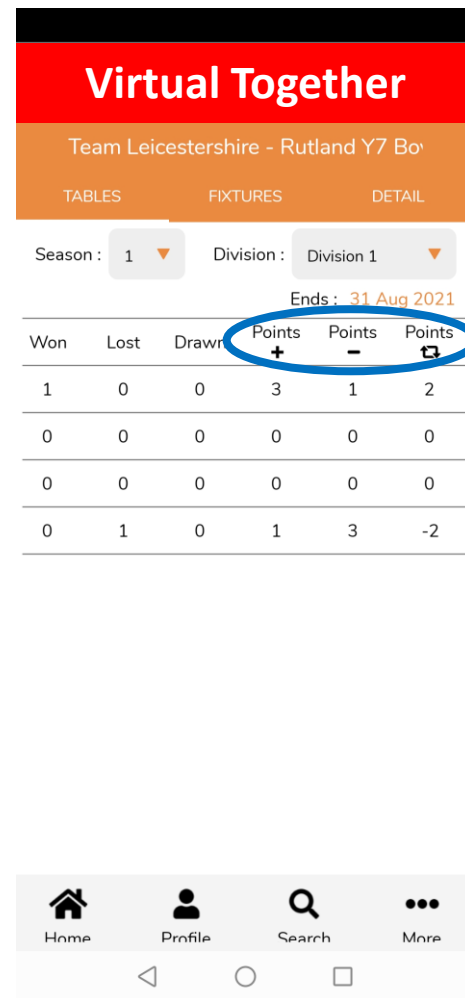
7. Select “**Scorecard**”



8. Select the winning team from the drop down list, enter the score & click **“Save”**



9. When you go back to the league table it should immediately update as seen above.
(NB: You may have to come OUT of the league table page and go back IN for the update to take effect)



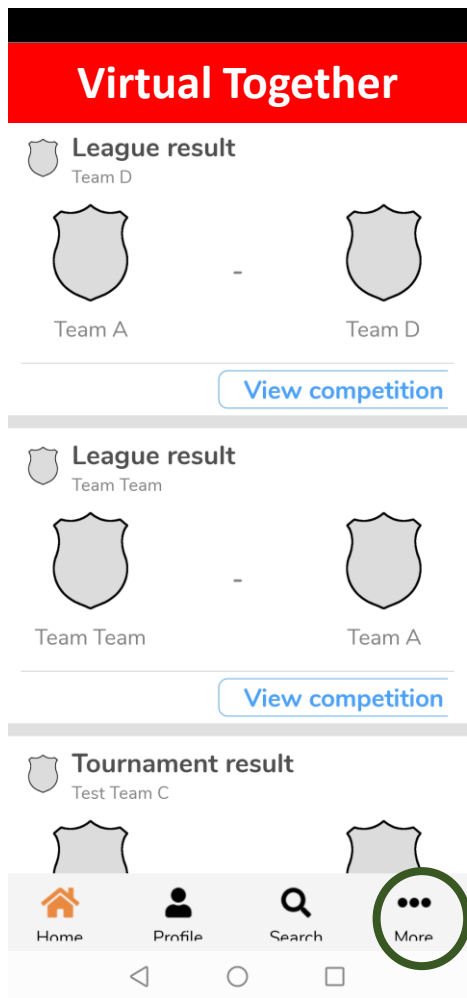
NB. The “Points” referred to on the left of the table (circled **RED**) are the **POINTS FOR A WIN/DRAW** etc.
 The “points” on the right of the table (circled **BLUE**) are what is traditionally referred to as **GOALS FOR/AGAINST/DIFFERENCE**

TL App - Mobile device: K/O COMPETITION Result Input

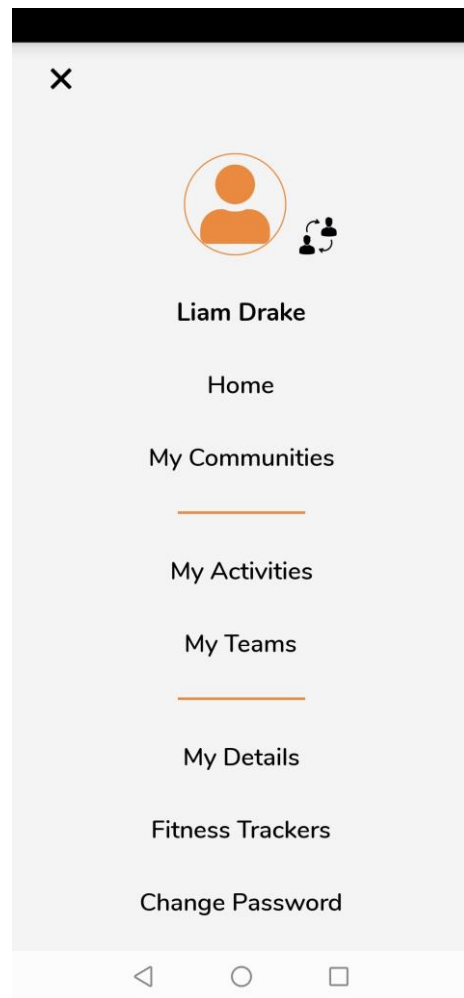


Powered by

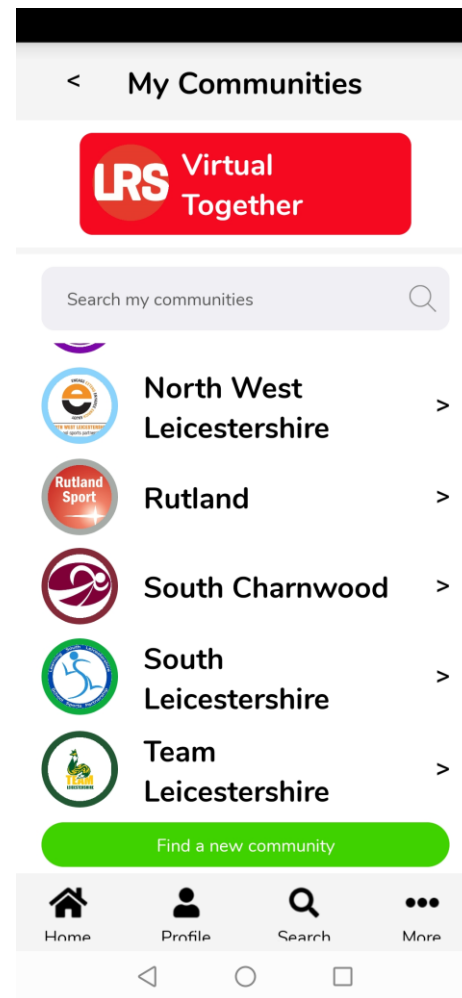





1. Log into app & click
“More”



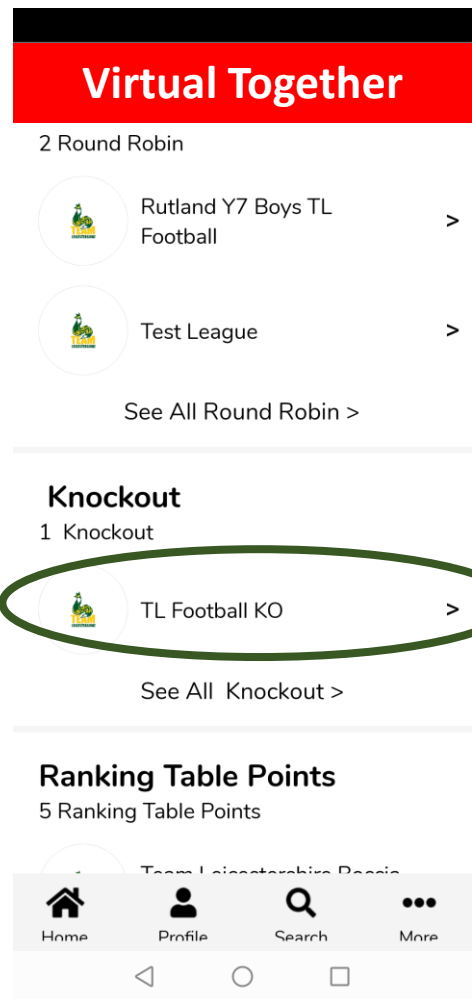
2. Select
“My Communities”



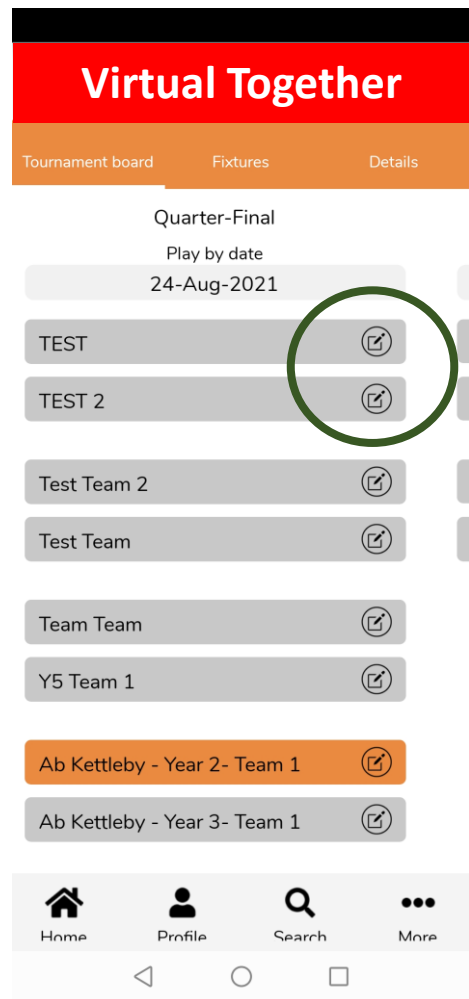
3. Scroll down & select
“Team Leicestershire”



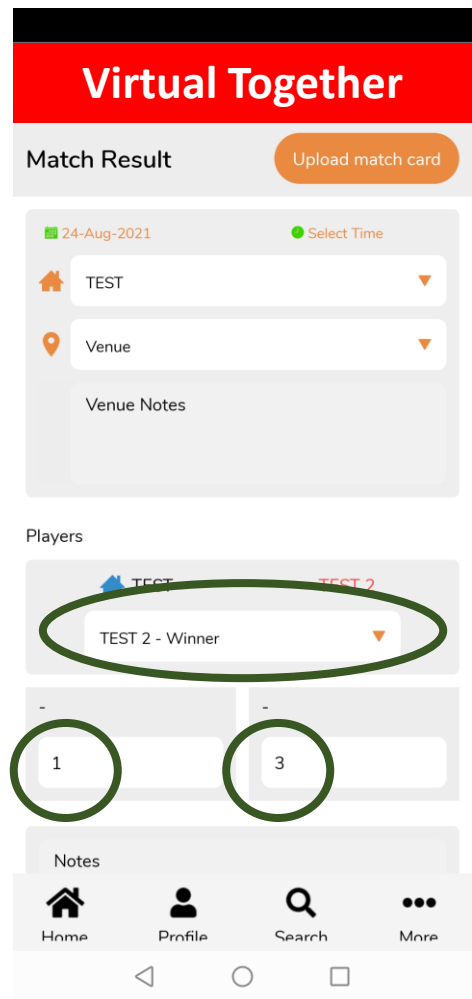
NB: Alternatively, click “View competition” on screen 1 and this will take you direct to the table page (Screen 5)



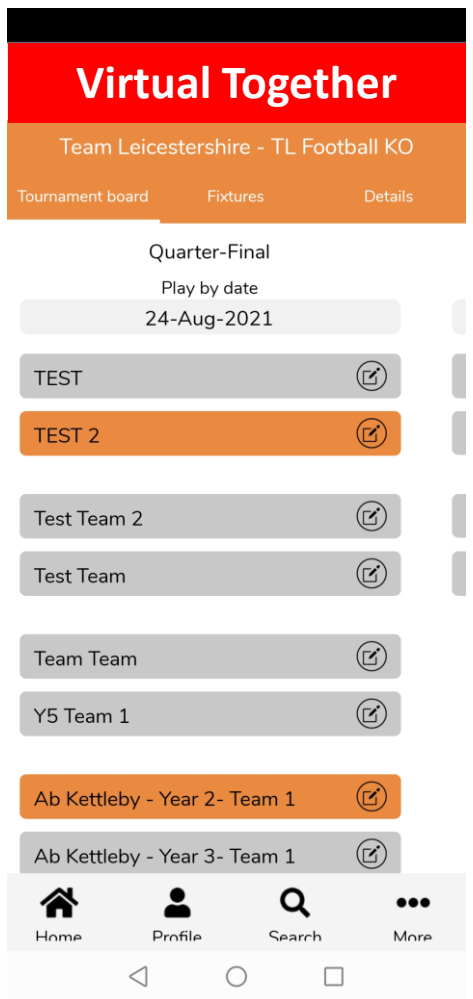
4. Scroll down & select the relevant competition from the “Knockout” list



5. On the tournament board page, select the pen & paper ‘edit’ icon as shown above



6. Select the winning team from the drop down list, enter the score & click “Save”



7. Winning teams are highlighted in orange & as you scroll across they will appear in the next round.



For any additional enquiries, email
[*m.hackfath@active-together.org*](mailto:m.hackfath@active-together.org)

Powered by

